


CAR



HOUSE

May 21, 2026



[Div. 8 Website: https://www.div8.NcrNMRA.org](https://www.div8.NcrNMRA.org)

Website:
<http://www.nmra.org/>



Call to Order: 7:03

Recognition of visitors and MMRs in attendance: Bruce DeYoung, Larry Wolohon and Jim Zinzer

President's Page

Unless you've been stranded on a remote island for the past few months, you've probably heard that the Union Pacific Big Boy has made its way East. Seeing this locomotive so far East may be a once in a lifetime opportunity. We all know that things change, and who knows if it will ever make its way back this way. With that in mind, I'm passing along the Big Boy schedule for this summer. It will be in Fostoria on July 14th for a six hour public display. I definitely plan on being there. If you can't make this date, check out the schedule and find a date that works for you. Don't miss out!!!

<https://www.up.com/about-us/history/steam/schedule>

Mark

Clinic

Building of the Superior and Seattle R.R.

by John Siekirk

This clinic used numerous photographs to document the early stages of building John's layout. The images dated back to the early 1990s and showed the development of the benchwork and initial scenery.

Construction of the current version of the railroad began around 2000. At the start, John used a DC control system with numerous electrical blocks. This arrangement simplified troubleshooting electrical problems and made it easier to isolate issues. When he later converted the railroad to DCC, he retained the block wiring arrangement, which continued to provide advantages when diagnosing electrical problems.

The presentation also covered the construction of scenery and landscape features. John described the methods he used to create realistic rock faces, including their construction, texturing, and coloring. Numerous photographs illustrated the progression from basic scenery forms to finished scenes, demonstrating how careful attention to detail contributed to the overall realism of the railroad.

The clinic provided an informative look at both the technical and scenic aspects of layout construction, showing how the railroad evolved over many years of development.

A full copy of the clinic is available on our Division web site.

BUSINESS MEETING ITEM

Car House approved.

April Treasurer's report Dan Shilt:

Balance of \$4,473.12. About 20 members that payed last year have not done so this year.

With the start of the new year, the membership meeting fee is due. The fee is \$10 per year payable in January. Check with Dan Shilt, he will be happy to assist.

All Members – Please check your NMRA membership cards and renew today. Insurance regulations require meeting participants be NMRA members {after three meetings}. Please stay current. You can renew at NMRA.org. There are so many benefits of membership, including discounts at major online retailers, information available on the website. Membership with digital delivery of the NMRA magazine is \$68 per year, \$92 with US mail delivery of the NMRA magazine.

Regional AP update – Bruce DeYoung -

The AP Award for Association Official was presented to Mark Mincek



A Master Builder Structures Merit Award was presented to Steve Weber.



A Master Builder Structures Merit Award was presented to John Martin.



AP Column

Bruce De Young, MMR

Division A.P. Coordinator

The AP Certificates are divided into four broad categories, one of which is “Service to the Hobby”. There are three certificates in the Service category: Association Official; Association Volunteer; and Model Railroad Author. It is that last certificate that will be the focus of this month’s column. Recently, provision has been made to earn ‘points’ by publishing writings and photos on the internet, but publishing articles and/or photos in more traditional/formal publications is still an important way to earn the necessary 42 points to earn the certificate. My focus will be primarily in this area. A close reading of the certificate’s requirements will cover earning points from giving clinics, and publishing in ‘non-traditional’ platforms.

Publishing articles and/or photos in a national platform earns you more points than publishing the same material in a Region’s publication. You earn even less by publishing in a Division publication. The information and chart of points as shown below comes from the NMRA website.

A. Formal Publications

This is material that appears in printed or electronic media, such as magazines or newsletters and may include text, photographs, drawings, etc. A key requirement is that the publication must have an editor and that the author works with that editor to refine the material for publication. Material that has been published or accepted for publication, may be claimed. A copy of the published material or of the acceptance receipt from the publication or the URL for electronic media must be submitted as proof. Points are awarded regardless of size or number of features appearing in any particular issue.

Item	National Publication	NMRA National	NMRA Region	NMRA Division & SIGs
Article or Column	3	3	2	1
Photos or Art Work	3	3	2	1
Scale Drawing of Prototype	6	6	4	2
Scale Drawing of Track Plan	3	3	2	1
NMRA Data/RP Sheet-One Subject	-	6	-	-
Points Earned Per Full Page				

1. **A "page" is defined as 800 words. Credit may be claimed for partial pages down to quarter pages.**
2. **NMRA Publications (including SIG publications) with a circulation of more than 2000 may be considered National Publications; those with a circulation of more than 1000 may be considered Region Publications.**

3. **Material published in 100% NMRA Club publications earns half the number of points as for an NMRA Division publication.**
4. **No more than half of the total required points (21) may be claimed for Division or 100% NMRA Club publications.**

Material that is electronically published and has a formal editor is credited at the same rate as printed material. This would include the publications of Historical Societies, NMRA organizations, and others who have a formal editor to manage content and have moved to electronic publishing in addition to or in lieu of print publication.

NOTE: The full description of requirements for the Author Certificate can be found at this link:

<https://www.nmra.org/author>

Writing a one-, or two-page article with some photos and submitting it to either our Division or Region Newsletters is a great way to get started. Both publications are always looking for content. For those members who have already written up the paperwork for the Scenery Award, the Structures Award, Motive Power Award, etc. could easily modify them into a small 'how-to' article for those publications. Give it a try!

Before closing I want to let you know that earlier in June I became the Region's AP Chairman, allowing Skip to retire after serving 9 years in the position. Skip has developed a nice process which I will simply continue. I will also continue to serve as the AP Coordinator for Division 8.

See you at our next meeting.

Bruce

Layout Tours- Dan Lewis: After four years, we return to the layouts of Ron Griffin and Greg Rich on Saturday, May 23rd.

Operating Session Plans – Curt Danielewicz can be contacted if you would like to set up a session or be included in future Operating Session plans. Curt48044@Gmail.com

Door monitor at the church: June - John Jackson. July - Chris Dobies

Thanks for volunteering. **Please consider volunteering for future months. It only requires a half hour of your time just before the meeting.** For security reasons the church door must remain locked at all times. Thanks for helping out the Division and keeping everyone safe.

Old Business –

- We have scheduled a Division outing/retention event this summer. It would be at the Huckelberry Railroad on August 1st. This would be part of their Train fan weekend. We would cover the cost of your admission to the village and the train ride. Cost for any companions would be 17.85 for adults, \$17 for anybody 60 and over. \$16.50 for kids 2-

12 years old. That day would include tickets on a special photo excursion train ride and a behind the scenes tour of the rail facilities. There will also be layouts on display and everybody gets to take home a piece of coal. There are 3 places to get food. Food will be the responsibility of each attendee. A sign up sheet was passed around during the meeting.

New Business

- Regional board meeting was held just after our last Division meeting.
 - Board is going to retain funds sent received from the national organization. Funds will be sent out as needed for things that require funding.
 - There has been a proposal put forward by Scott Kremer for Division 6 and Division 8 to host a Modelers meet similar to the one in Sylvania (south of Toledo) Hosted by the Black Swamp Division . These meets would take place annually with Division 6 and 8 rotating hosting responsibility.
 - Thoughts
 - Competes with Regional Convention attendance
 - will require near constant planning and volunteering.
 - Consensus was against the proposal

Hints and Tips

- Scalecoat 2 Wash Away: removes paint from freight cars and other plastic things. Use an aluminum tray and after use can strain the liquid and reuse it. Available on the internet and maybe some hobby shops.
- The Mentor/Mentee file (give help/receive help) is at https://docs.google.com/spreadsheets/d/1hj4moARyx4iKjpShtSzk8mVanFln9vq0/edit?usp=drive_link&oid=116662642115004050447&rtpof=true&sd=true
- The private Clinton River Division Facebook group is at <https://www.facebook.com/groups/288929175921717/>
- Also check out or web page at <https://div8.ncrnmra.org>

Announcements

Please notify Irv Chmielewski (NCRDIV8SECRETARY@gmail.com) if you would like to have an announcement posted in Car House. Provide written details

- See fliers at end of Car House for future events including any upcoming train show/sales.
- A list of train shows is also available on the website <https://www.trainshowlist.com>

Show and Tell

Gary Figi

Menards -O scale rolling stock– Flat Cars



John Racey

3D Printing

Brown Stone house – S scale

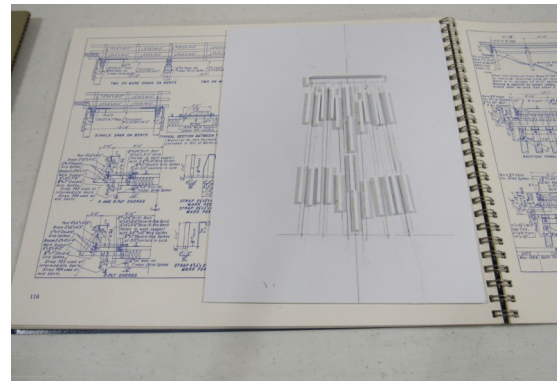
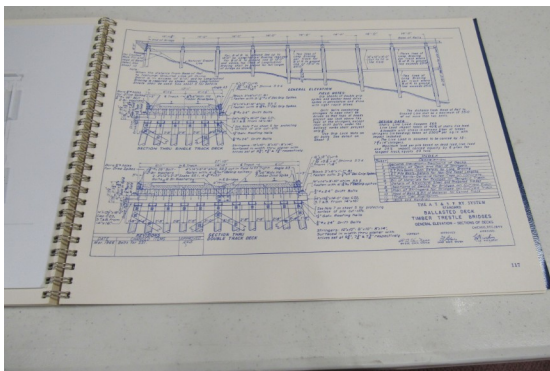
ebay - Motorcity RR Print in HO, O, S, and N
Sprayed brick-red stone-ACE Camouflage paint
Dark green trim -Robert's / mortar for mortar.



Tim Fisher

HO Combination Bridge

Plans provided from Santa Fe -Combined deck girder and Santa Fe standard trestle. 25" long 4" high
crosses a dry creek
From a cut to Neill.



Monthly Newsletter of the **Clinton River Division** of the North Central Region of the NMRA



Steve Webber
Current Projects

Campbel Church
Pillow case with R.R. logos



Warren Yohe
Static Grass Experiment

Tested effects of static grass fiber length and surface preparation (painted surface, ground foam, or short 2mm fiber layers) on ability of fibers to stand upright.




Larry Wolohon; MMR
Scenery Items

O scale crossing signal




George VanDuyne
Highway bridge

Bridge made from two "train set" trestle sides cut down in length. Road made from foam photo mounting board.



Mark Mincek
Freight car painting fixture

Mark brought in a fixture that he built to paint freight cars. He can provide a parts list for anyone interested.



Foam based scenery – Show and Tell form not provided



SCHEDULES

For more information, contact the organization listed. Event Fliers are attached when available. Check with the venue before the event.

June 18st. Division Meeting Troy Christian Chapel

October 8-10th Zeeland, Mi. Regional Convention.

Check the Hot Box (our regional publication) for more details.

Train show and other event fliers are attached when available.

Division Meeting

Live at Troy Christian Chapel

Thursday June 18, 7:00 pm

Clinic

by Bruce DeYoung

Moving logs from the forest to...

Show and Tell

Logging related or Current Project.

*Join us after the meeting for snacks and conversation at Leo's Coney Island,
Walton & Livernois*